
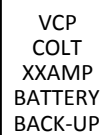



1. ELECTRICAL INSTALLATION IS TO BE CARRIED OUT TO :- COLT TECHNICAL SPECIFICATION 1947.

2.  STANDARD JUNCTION BOX.

3.  MANUAL CALL POINT (ORANGE). TO BE MOUNTED 1400mm +/- 300mm FROM F.F.L.

4.  COLT VCP 2 AMPS BATTERY BACK UP AND CONTROL UNIT. TO BE MOUNTED WITHIN ELECTRICAL RISER NO MORE THAN 1800mm FROM F.F.L.

5.  COLT (EN) SEEFIRE VENTILATOR 24Vdc, 0.65Amps PER MOTOR. POWER CLOSE/SPRING OPEN, FAILSAFE OPEN. TO EN12102-2

6.  CONTAINMENT NOT IN COLT SCOPE OF WORK.

7. ALL ELECTRICAL WIRING (NOT IN COLT SCOPE OF WORK)

8. CABLES SPECIFIED TO: PH120 - BS EN 50200

9. SEE CONNECTION DETAIL DRAWING FOR INPUT OPTIONS

**CAUSE & EFFECT:**  
HEAD OF STAIRWELL VENT OPENS ON ACTIVATION OF MANUAL CALL POINT (MCP)

