

EL34 LOUVRE

PRODUCT FUNCTION:

An extruded louvre system with 34mm blade pitch with a variety of outer frame options that has been extensively used in schools, colleges, hospitals, commercial and retail buildings.

FEATURES:

- *Extruded aluminium louvre system*
- *39.8% free area**
- *34mm blade pitch*
- *38mm front to back depth*
- *Range of bird guards and meshes*
- *Glazed-in frame options - 24mm & 28mm as standard*
- *24mm glazing rebate height*
- *Integral drainage option*
- *1.5mm profile thickness*

**based on louvre core*




EL34 Aluminium Glazed-in Louvre fitted in commercial curtain walling


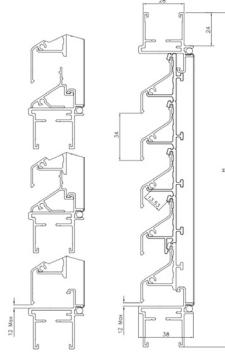


Performance


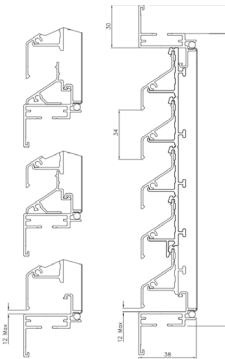
Measured free area: 39.8%
 Coefficient (Ce): 0.202
 Aerodynamic performance: Class 3
 Weather performance: Class A @ 0m/s | Class B @ 1m/s
(Rain defence version with insect mesh)



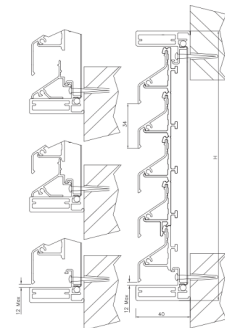
GL Glazed frame option 24 or 28



EL34FL Flanged frame option



EL34SM - Surface mount option



EL34 Weather performance test results in accordance with BS EN 13030

Face velocity	m/s	0.0	0.5	1.0	1.5	2.0	2.5	3.0	3.5
EL34 Rain defence	Efficiency (%)	99.0	98.8	96.2	83.5	53.6	28	14.1	13.6
	Class	A	B	B	C	D	D	D	D
EL34 Standard	Efficiency (%)	94.7	91.1	87.8	82.1				
	Class	C	C	C	C				

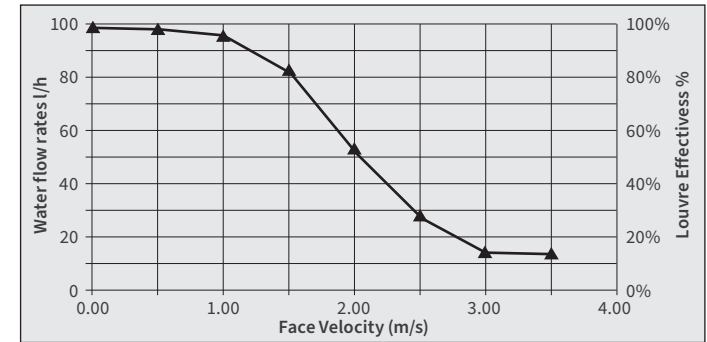
BS EN13030 Test Criteria

Rain Defence Classification	Effectiveness	Rain Defence	Rain Entry
	1.0 = 100%	Effectiveness %	l/hr/m3
Class A	1.00	100%	0.00
	0.99	99%	0.75
Class B	0.989	98%	1.50
	0.95	95%	3.75
Class C	0.949	90%	7.50
	0.80	80%	15.0
Class D	below 0.80	70%	22.5
		60%	30.0
		50%	37.5

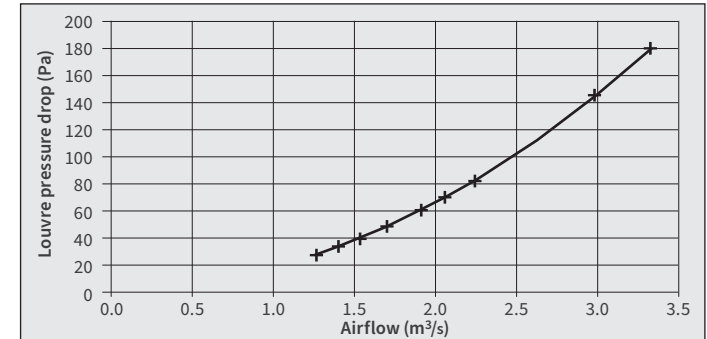
Aerodynamic Performance

Class	Coefficient
Class 1	0.40 and above
Class 2	0.30 to 0.399
Class 3	0.20 to 0.299
Class 4	below 0.20

Effectiveness of Louvre with Simulated Wind and Rain



Resistance to Airflow (Ce)



Load testing to BS6180 : 2011 (Based upon a louvre size of 1000w x 2000h)

Louvre Type	Horizontal Line Load (0.74kN/m)	Distributed Load (1.0kN/m²)	Point Load (0.5kN)	≤ 25mm deflection
	Maximum deflection (mm)			
EL34SM	4.43	3.28	11.65	Complies

Please note that if Louvres are required to meet the test standards above we must be notified at point of order and not retrospectively.

